











## Website Security Checklist for Marketing Directors






In today's digital landscape, securing your website is essential to protect your customers and business. This checklist provides a quick, actionable guide to ensure your site stays secure and running smoothly—without making security a full-time job.

Priority Levels:

-  **High Priority:** Should be done immediately or within the next month.
-  **Medium Priority:** Schedule for the next quarter.
-  **Low Priority:** Can be done annually, but keep an eye on it.

Task	Description	When to Review	Priority	Completed
<b>Regular Security Audits</b>	Schedule audits to catch vulnerabilities like cross-site scripting (XSS). Use tools like Invicti or Sucuri.	Quarterly or Monthly	 High	<input type="checkbox"/>
<b>Two-Factor Authentication (2FA)</b>	Implement 2FA for admin logins to secure against password breaches.	Quarterly	 High	<input type="checkbox"/>
<b>SSL Certificates</b>	Check for SSL certificate renewals to avoid "Not Secure" warnings.	Annually	 High	<input type="checkbox"/>
<b>DDoS Protection</b>	Use services like Cloudflare to protect against Distributed Denial of Service (DDoS) attacks.	Ongoing	 Medium	<input type="checkbox"/>
<b>Limit CP Access to Known IPs</b>	Block access to your control panel from unknown IP addresses via Cloudflare Teams or a VPN.	Quarterly	 High	<input type="checkbox"/>
<b>Backups</b>	Set up automated daily/weekly backups and store them in the cloud (Amazon S3, Google Cloud).	Quarterly (Test Restores)	 High	<input type="checkbox"/>
<b>Use SSH for Secure File Transfers</b>	Replace outdated FTP with SSH key-based deployments for file transfers.	Annually	 Medium	<input type="checkbox"/>

# SOLSPACE

<b>Web Application Firewall (WAF)</b>	Install a WAF to block malicious traffic before it reaches your site. Use Cloudflare or Sucuri.	Ongoing	 High	<input type="checkbox"/>
<b>Content Delivery Network (CDN)</b>	Use a CDN to improve load times and protect against DDoS attacks.	Quarterly	 Medium	<input type="checkbox"/>
<b>Automate Software Updates</b>	Set up automated updates for your CMS, plugins, and third-party tools to avoid vulnerabilities.	Quarterly	 High	<input type="checkbox"/>
<b>Team Security Training</b>	Conduct regular training on phishing scams, secure logins, and password management.	Annually	 Medium	<input type="checkbox"/>
<b>Crisis Response Plan</b>	Have a clear plan in place for dealing with security breaches, including who to contact and steps to take.	Annually	 High	<input type="checkbox"/>

## Helpful Tools & Resources:

- [Invicti Security Audits](#)
- [Sucuri Security](#)
- [Cloudflare DDoS & CDN](#)
- [Google Authenticator for 2FA](#)

---

## Need Help Implementing These Steps?

Securing your website doesn't have to be overwhelming. If you need help executing these steps, reach out to our [security experts at SolSPACE](#), and we'll make sure your website is rock-solid.

---

## About SolSPACE

At SolSPACE, we specialize in helping businesses keep their websites secure, fast, and scalable. Let us take care of the technical details so you can focus on growing your business. [Contact us today to learn more!](#)